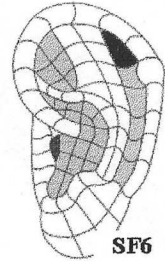
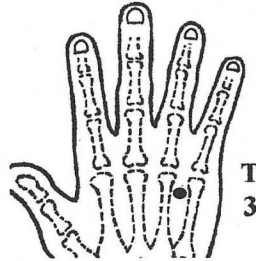
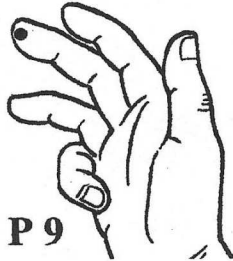
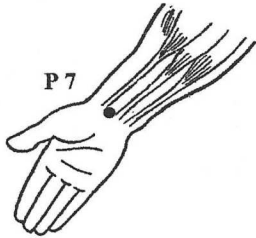


ARTHRITIS FINGER MIDDLE



ESF06 Fingers, Appendix 1. Skin Disorder Located on the 6th zone of the Scaphoid Fossa.

P07 On the most prominent crease of the inner wrist, in line with the middle finger.

P09 0.1 Cun from the nail bed on the middle finger toward the thumb or at the midpoint of the tip of the middle finger. Whichever is sorest.

T03 On the back of the hand behind the web of the fourth and the fifth finger and in a depression just behind the knuckle joints.